



Sail at Brickell

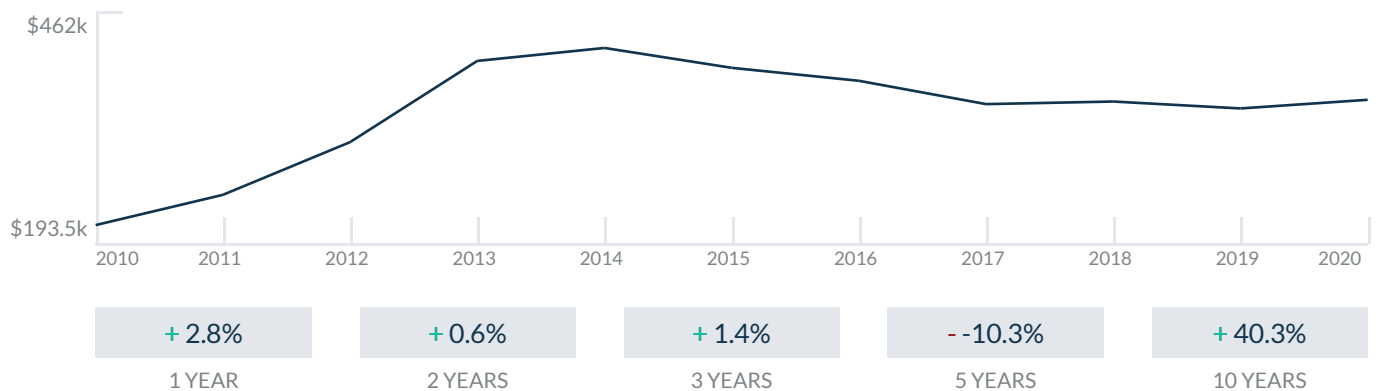
170 SE 14th St
Miami, FL 33131

Every month we compile this comprehensive market report focus on Sail at Brickell in this convenient and easy to read format. Our datas comes from more than six different sources including MLS Associations, County Offices and Financial Institutions. Get this report for free every month on our website sailatbrickell.com.

Property Stats

POSTAL CODE 33131

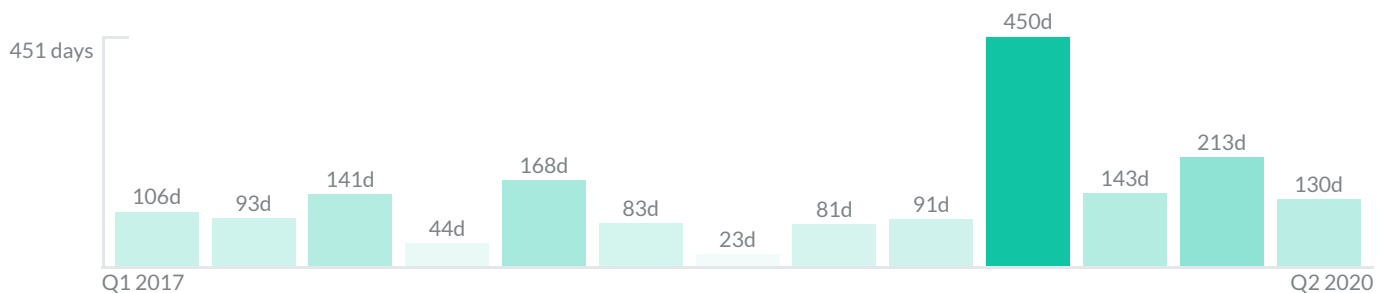
The property stats graph represents the median price evolution since ten years in your postal code area.



Similar Properties

DAYS ON THE MARKET

Everyday 3 months we monitor how many days it takes for similar properties to be sold. This is also a good indicator to know when to buy or sale!



Mortgage Rates

PER YEAR

Understanding mortgage economics is important when you want to buy with a loan. Below is the historical yearly average mortgage rates in the Unites States retrieved from Freddie Mac©

30 YEARS FIXED 4.4%



15 YEARS FIXED 3.9%



5/1-YEAR ADJUSTABLE 3.9%



Schools

CLOSEST

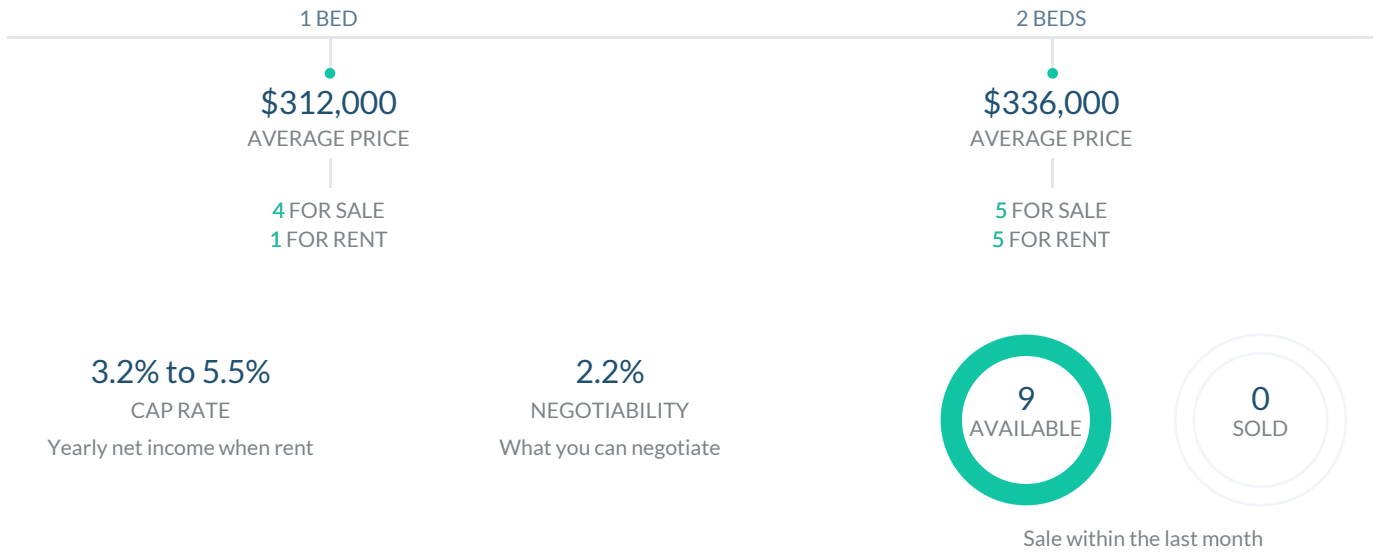
Having good schools nearby is important if you have kids or plan to rent or sell your home. Ratings are retrieved from the leading independent and nonprofit GreatSchools©

ELEMENTARY SCHOOL	MIDDLE SCHOOL	HIGH SCHOOL
Alpha Charter Of Aspire For	Genio Maria De Hostos Youth Leadership Charter School	World School Of The Arts
1/10	1/10	10/10

Insights

IN SAIL AT BRICKELL


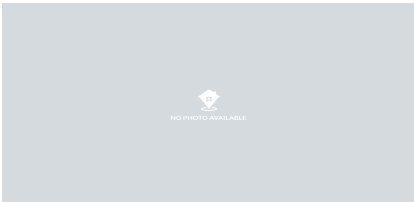
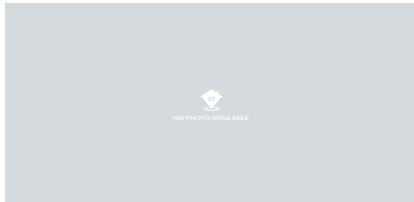
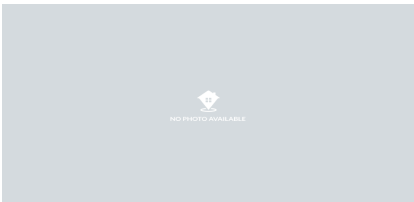
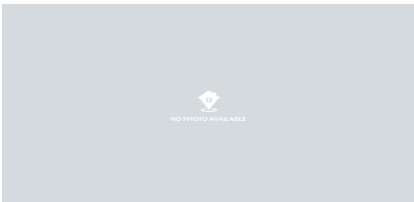
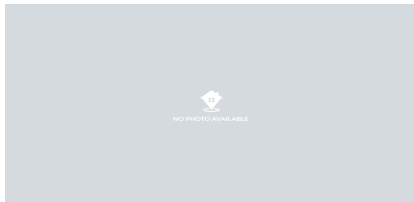
Below the average listing prices of available unit per property type.



Activity

SOLD OR RENTED

Below the latest transactions reported by the local MLS Association for Sail at Brickell

 \$1,750 UNIT 2607 RENTED AUG 2020 1 Bath 1 Bed	 \$2,200 UNIT 3008 RENTED JUL 2020 2 Bath 2 Bed	 \$1,800 UNIT 2702 RENTED JUL 2020 1 Bath 1 Bed
 \$1,825 UNIT 1803 RENTED JUL 2020 1 Bath 1 Bed	 \$1,800 UNIT 1503 RENTED JUL 2020 1 Bath 1 Bed	 \$1,750 UNIT 2506 RENTED JUL 2020 1 Bath 1 Bed

Sold

LAST 20 PROPERTIES SOLD IN SAIL AT BRICKELL

Unit	Price	Beds/Baths	\$/Sqft	Sqft	Buying Date	Days on Market
1106	\$225,000	1/1	\$357.1	630	Apr 2020	130
2808	\$340,000	2/2	\$311.9	1,090	Feb 2020	152
1503	\$205,000	1/1	\$325.4	630	Feb 2020	140
2707	\$230,000	1/1	N/A	N/A	Jan 2020	515
2206	\$212,000	1/1	\$336.5	630	Jan 2020	44
2703	\$230,000	1/1	\$365.1	630	Dec 2019	263
1101	\$359,000	2/2	\$329.4	1,090	Oct 2019	22
1403	\$213,000	1/1	\$338.1	630	Jul 2019	450
1502	\$229,000	1/1	\$363.5	630	May 2019	91
1402	\$209,900	1/1	\$333.2	630	Mar 2019	64
2004	\$335,900	2/2	\$356.6	942	Jan 2019	97
2006	\$225,000	1/1	\$357.1	630	Aug 2018	23
1602	\$249,900	1/1	\$396.7	630	Jun 2018	60
1603	\$299,900	1/1	\$476.0	630	May 2018	97
1205	\$287,500	2/2	\$305.2	942	Apr 2018	92
2907	\$235,000	1/1	\$373.0	630	Feb 2018	168
2907	\$235,000	1/1	\$373.0	630	Feb 2018	168
1505	\$287,900	2/2	\$305.6	942	Oct 2017	44
1201	\$350,000	2/2	\$321.1	1,090	Aug 2017	141
1201	\$350,000	2/2	\$321.1	1,090	Aug 2017	141

Rented

LAST 20 PROPERTIES RENTED IN SAIL AT BRICKELL

Unit	Price	Beds/Baths	\$/Sqft	Sqft	Rented Date	Days on Market
2607	\$1,750	1/1	\$2.8	630	Aug 2020	52
3008	\$2,200	2/2	\$2.0	1,090	Jul 2020	75
2702	\$1,800	1/1	\$2.9	630	Jul 2020	17
1803	\$1,825	1/1	\$2.9	630	Jul 2020	42
1503	\$1,800	1/1	\$2.9	630	Jun 2020	31
2506	\$1,750	1/1	\$2.8	630	May 2020	27
2307	\$1,750	1/1	\$2.8	630	May 2020	27
2207	\$1,790	1/1	\$2.8	630	Feb 2020	19
2508	\$2,500	2/2	\$2.3	1,090	Jan 2020	24
1704	\$2,300	2/2	\$2.4	942	Jan 2020	60
1808	\$2,250	2/2	\$2.1	1,090	Dec 2019	26
3007	\$1,750	1/1	\$2.8	630	Dec 2019	7
1202	\$1,900	1/1	\$3.0	630	Dec 2019	19
1508	\$2,500	2/2	\$2.3	1,090	Dec 2019	140
2607	\$1,900	1/1	\$3.0	630	Dec 2019	137
2602	\$1,950	1/1	\$3.1	630	Nov 2019	30
2106	\$1,775	1/1	\$2.8	630	Oct 2019	41
2706	\$1,850	1/1	\$2.9	630	Oct 2019	117
2203	\$1,850	1/1	\$2.9	630	Oct 2019	13
1403	\$1,750	1/1	\$2.8	630	Sep 2019	N/A

Currently Listed

ACTIVE LISTINGS 1/1

Unit	Price	Beds/Baths	\$/Sqft	Sqft	Listing Date	Owner
1105	\$2,200/mth	2/2	\$2.3	942	Aug 2020	BASUMAR SRL
1208	\$344,900	2/2	\$316.4	1090	Aug 2020	JORGE ERNES...
1401	\$2,300/mth	2/2	\$2.1	1090	Aug 2020	
1407	\$360,000	1/1	\$571.4	630	Jun 2020	FERNANDO D...
1501	\$345,000	2/2	\$316.5	1090	Aug 2020	N/A
1507	\$380,000	1/1	\$603.2	630	Jun 2020	
1508	\$347,000	2/2	\$318.3	1090	Jul 2020	THOMAS B D...
1605	\$320,000	2/2	\$339.7	942	Jul 2020	EDUARDO DU...
1706	\$249,800	1/1	\$396.5	630	Aug 2020	
1802	\$257,000	1/1	\$407.9	630	Aug 2020	ARIEL VELASZ...
1905	\$325,000	2/2	\$345.0	942	Aug 2020	N/A
2005	\$2,250/mth	2/2	\$2.4	942	Jul 2020	JAE EUN LEE J...
2006	\$2,000/mth	1/1	\$3.2	630	Aug 2020	
2408	\$2,350/mth	2/2	\$2.2	1090	Aug 2020	BASUMAR SRL
2505	\$2,200/mth	2/2	\$2.3	942	Jul 2020	